

BRAIN INTERNATIONAL SCHOOL

CLASS PREP

SESSION : 2017-18

A decorative border for a form. On the left, there is a string of flowers and a rabbit. On the right, there is a smiling sun and a girl with long curly hair holding a string. The border is made of simple line drawings.

NAME: _____

CLASS: _____

ROLL NO.: _____

**Dear Parents,
Help your ward to be a smart Brainite**

1. Learn to button your shirt.
2. Learn to put on your socks and shoes and tie your shoe laces.
3. Learn to spell and write your name.
4. Learn to tidy your room and keep your toys and books in place.
5. Learn to speak politely
6. Get up early in the morning and listen to the chirping of the birds and feed them with grains. You will fall in love with nature.
7. Make your Grand Parents happy by going for a walk with them.
8. Remember the 5 golden/magic words. PLEASE, THANK YOU, SORRY, WELCOME and EXCUSE ME . Make these a part of your personality.
9. PLAY OUTDOOR GAMES: Computer games are good. They sharpen your intellect, but what about the rest of your body? You do need some exercise, don't you?

**FEW TIPS TO MAKE THE BEST UTILIZATION OF THE
SUMMER HOLIDAYS.**

- Encourage your child to eat healthy food and drinks lots of water during summer.
- Try to speak In English with your ward.
- Make a routine for your child to play, revise concepts and watch T.V.(let your child watch some entertaining T.V. shows so that he/she does not watch T.V. as a pass time)
- Make your ward practice writing of alphabets and swars in 3-in-1 notebook.


BE A SMART BRAINITE

- Learn to button your shirt.
- Learn to put on your socks and shoes and tie your shoe laces.
- Learn to write your name.
- Learn to tidy your room and keep your toys neatly.

*** No readymade stuff/project will be accepted. The objective is creativity not perfection.**

We wish you a wonderful time ahead!

HAPPY
HOLIDAYS!




GO GREEN: Collect the seeds of mango, jamun and other fruits that you eat and spread them in park/ garden/ road side etc.

MEDITATION: Do meditate for 2-3 minutes on daily basis.

STORY TIME: Read Moral based story to your child every day.

ENGLISH

- 1) **Show and Tell:** Choose any one object from your surroundings everyday and let the child speak a few lines on it
For example: This is a ball. I play with this ball. 
- 2) **I am Special:** Learn how to write your name. Memorize the names of your parents, their contact number and your address.

HINDI

AKSHAR GYAN- Do page no. 37,38,39,40,41

E.V.S

- 1) **Me and My city:** Take a ride of your city in Metro Train with your family. Visit different places like Rail Museum, Children's Park, India Gate etc. Get yourself clicked at all these places. Choose your best photo and frame it in a frame made by you.
- 2) Help your ward to make Flash cards (A4 size) for the following topics with respect to their roll nos..

ROLL NO.

1-7
8-14
15-21
22-28
29-35

THEME

Seasons (one for each season)
Festivals(any 4 festivals)
Animals(1 for each –domestic/wild/water/farm)
Food we eat
Plants (Big and Small)

Kindly maintain one 3-in-1 notebook and practice the following concepts on regular basis.

- a-e cursive pattern (covered in Class Prep)
- swars (covered in Class Prep)
- Pre number concepts (covered in Class Prep)
- Forward counting 1-50
- Backward counting 20-1
- Pencil Stand with the help of waste material like CDs and different papers etc.

Kindly send all the worksheets and projects in an attractive folder designed by your ward by 5TH of July 2017.

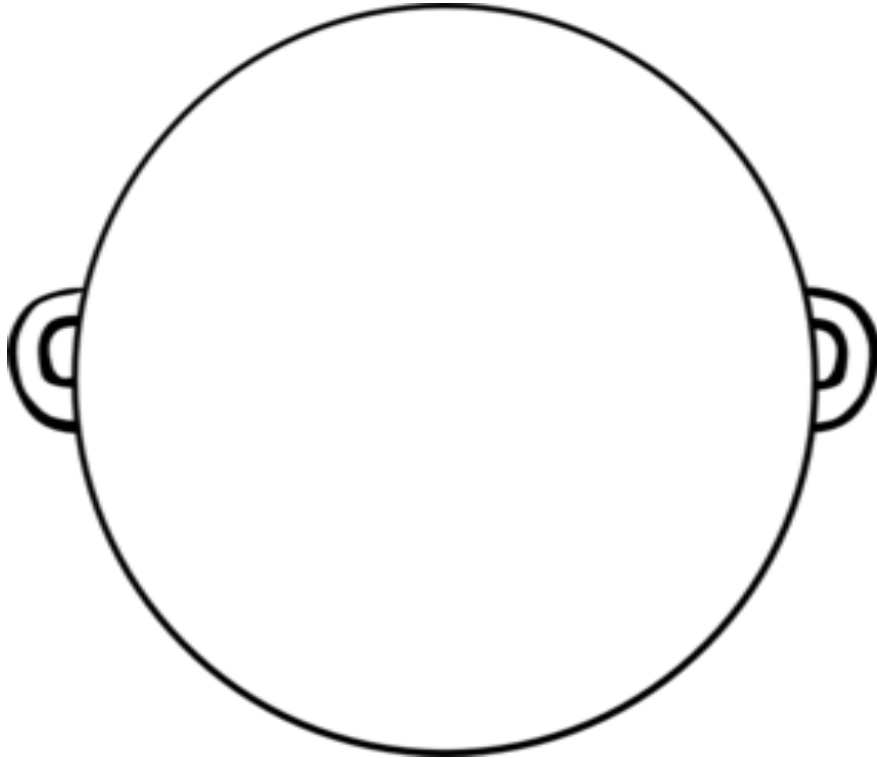
BRAIN INTERNATIONAL SCHOOL

Name : _____ Prep _____ Date _____

E.V.S

MY FACE

Complete the picture. Show your creativity. (You can use googly eyes, bindi, wool, paper cuttings etc.)



I have _____ eyes.

My eyes are _____.

I have _____ hair.

My hair is _____.

I have _____ nose.

I have _____ ears.


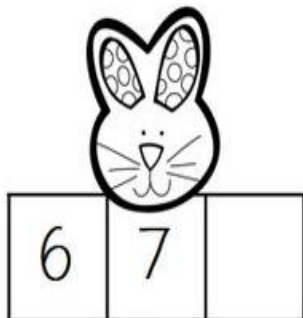

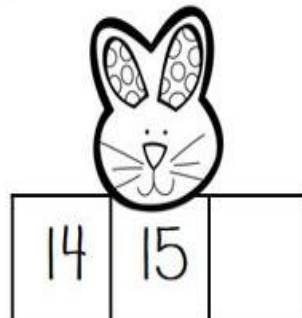

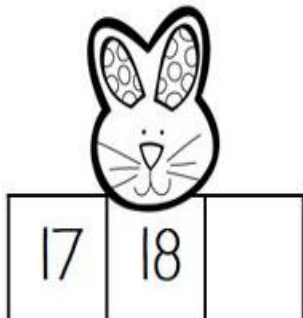

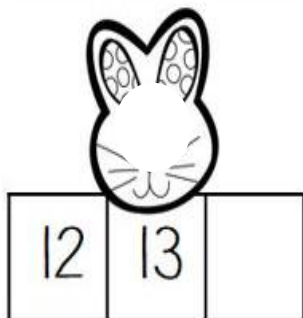

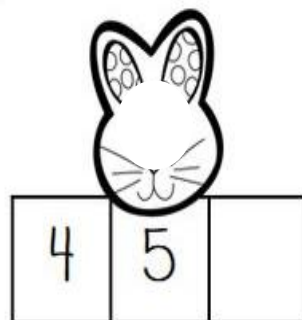

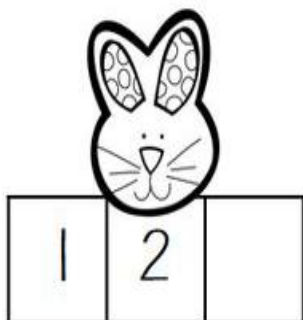
I have _____ mouth.

BRAIN INTERNATIONAL SCHOOL

Name : _____ Prep _____ Date _____

MATHS

Fill in the boxes with the missing number.



BRAIN INTERNATIONAL SCHOOL

Name : _____ Prep _____ Date _____

E.V.S

ALL ABOUT MY SELF

I am _____.

I am _____ years old.

I am studying in class _____.

My weight is _____ kg.

My height is _____ cm.

When I was a baby...

Paste a
picture of
yourself when
you were
a baby.

Now I am.....

Paste your
present
photograph.

Date of Birth

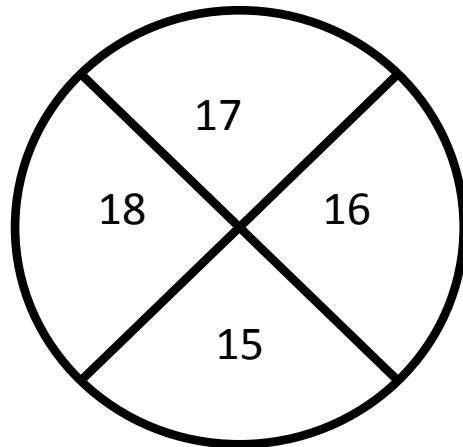
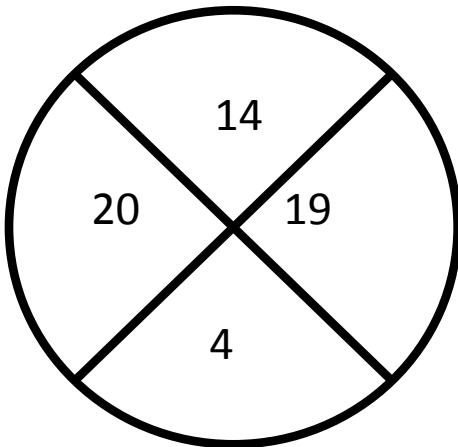
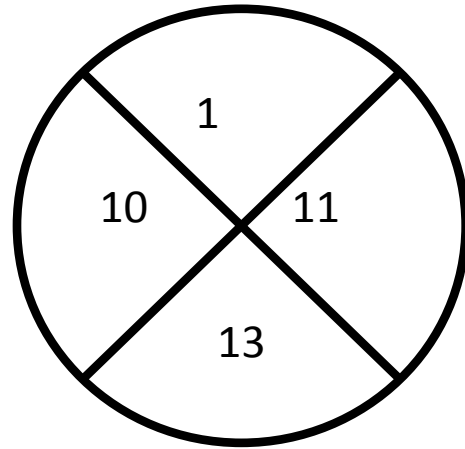
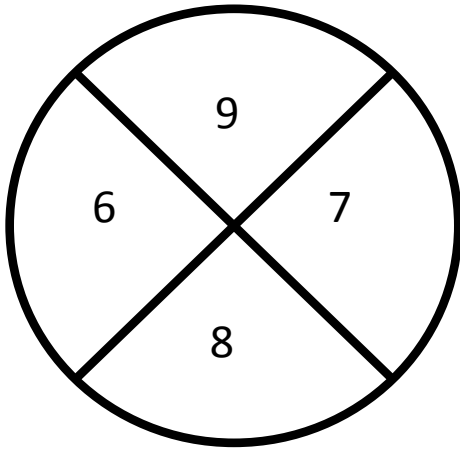
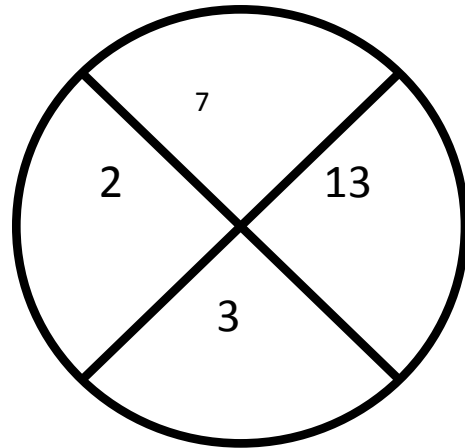
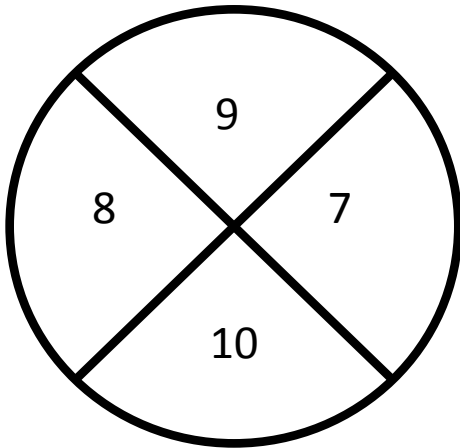
Date Today

BRAIN INTERNATIONAL SCHOOL

Name : _____ Prep _____ Date _____

MATHS

Q. Circle the largest number and cross the smallest one

















BRAIN INTERNATIONAL SCHOOL

Name : _____ Prep _____ Date _____

Look at the picture and write the first letter, with which it begins

ENGLISH










BRAIN INTERNATIONAL SCHOOL

Name : _____ Prep _____ Date _____







COUNTING MEMBERS OF GROUP


Don't forget to colour the pictures!

How many:      



A farm scene illustration. In the top right corner is a sun with rays. On the left, there are two trees; the larger one has five birds perched on its branches. Below the trees are two dogs, one standing and one sitting. In the center, there is a flock of ten sheep. On the right, there are five cows of various patterns. The background shows rolling hills.

How many:      



A pond scene illustration. At the top, there are two large trees. Below them are several bushes with small flowers. In the center, there is a pond with lily pads. There are five frogs sitting on the lily pads and on the rocks around the pond. There are also five fish swimming in the water. The background shows rolling hills.

BRAIN INTERNATIONAL SCHOOL

Name : _____ Prep _____ Date _____

BACKWARD COUNTING (20 TO 1)

Write the missing numbers

20				
	14			
			7	
				1

